

Course Evaluation

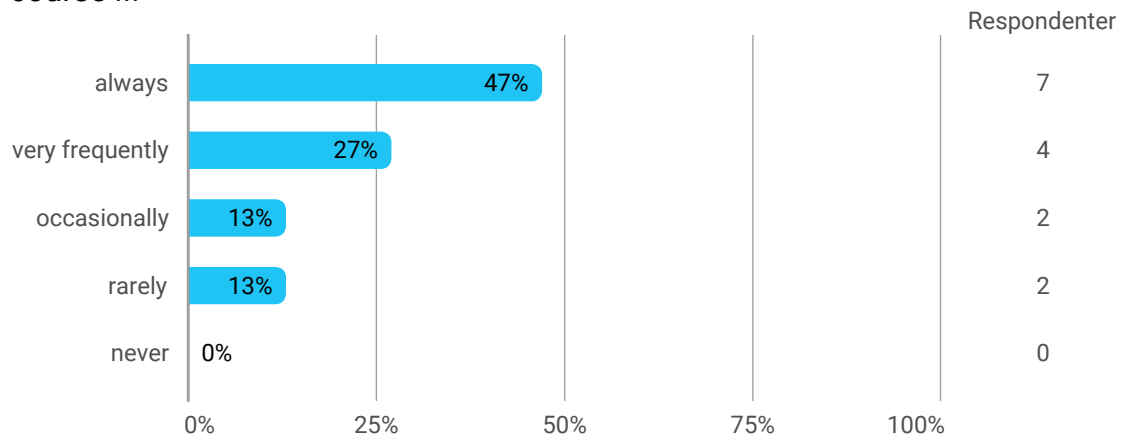
Course name: Statistics for the Cognitive Sciences

Course code: DASPSTAT

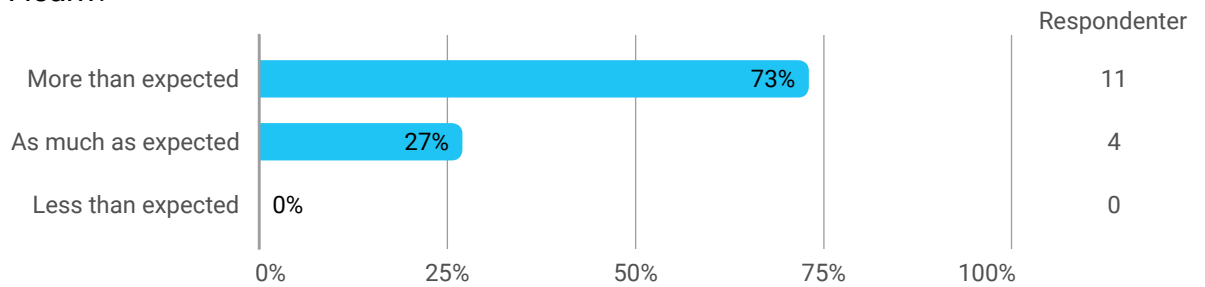
Lecturer: Seong-Eun Cho

Semester: Autumn 2018

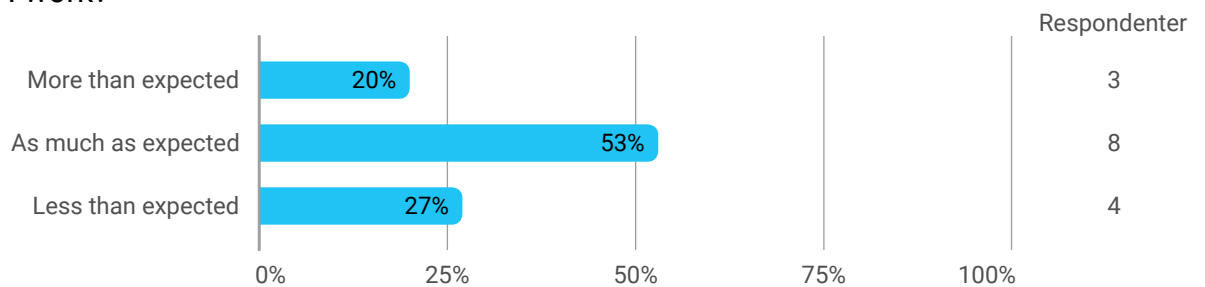
I have attended this course ...



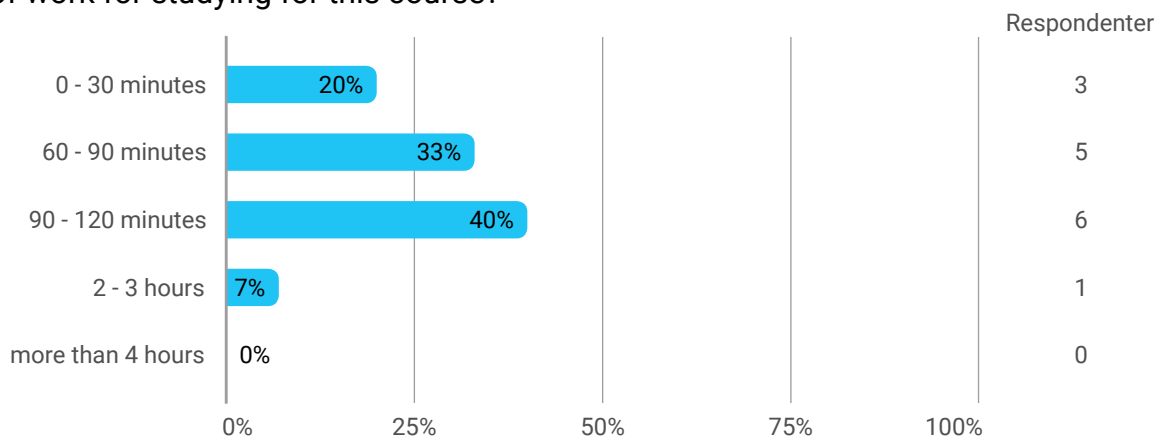
How much did I learn?



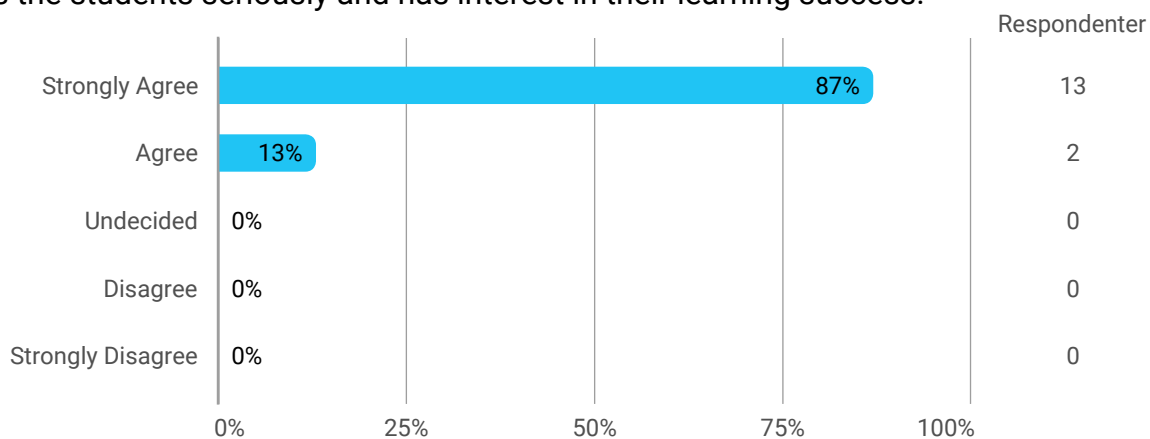
How much did I work?



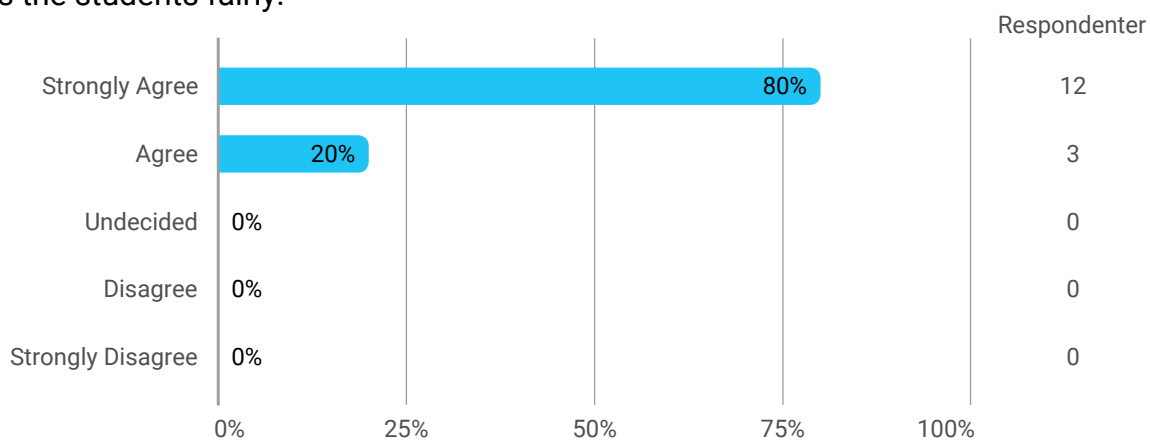
Weekly amount of work for studying for this course?



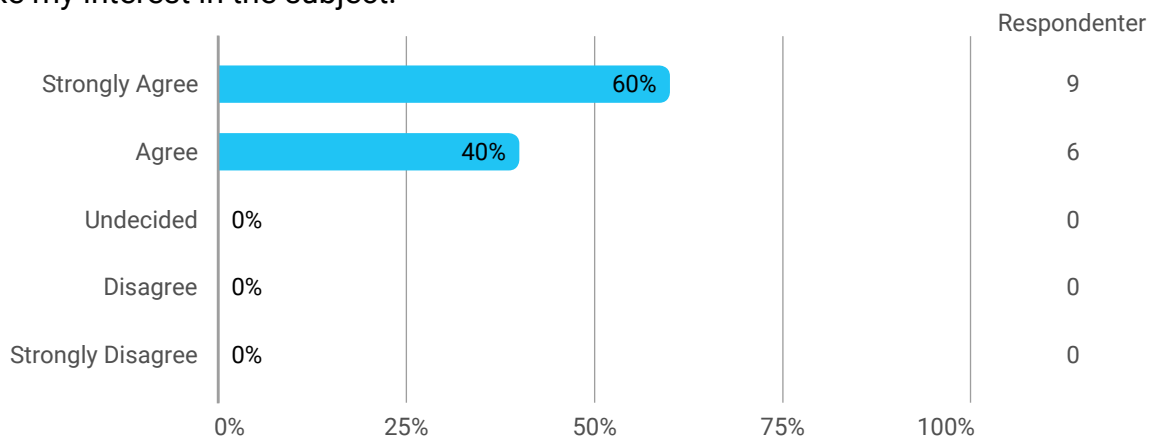
The lecturer takes the students seriously and has interest in their learning success.



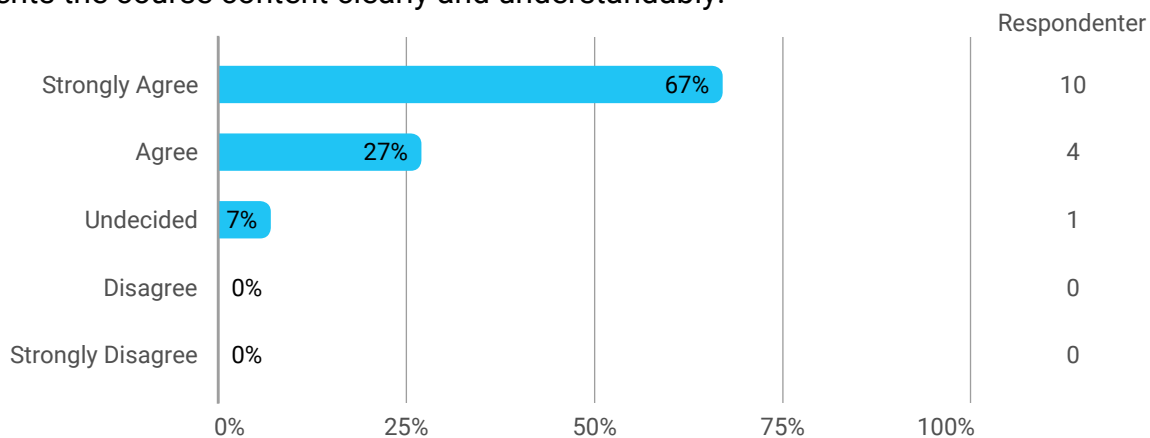
The lecturer treats the students fairly.



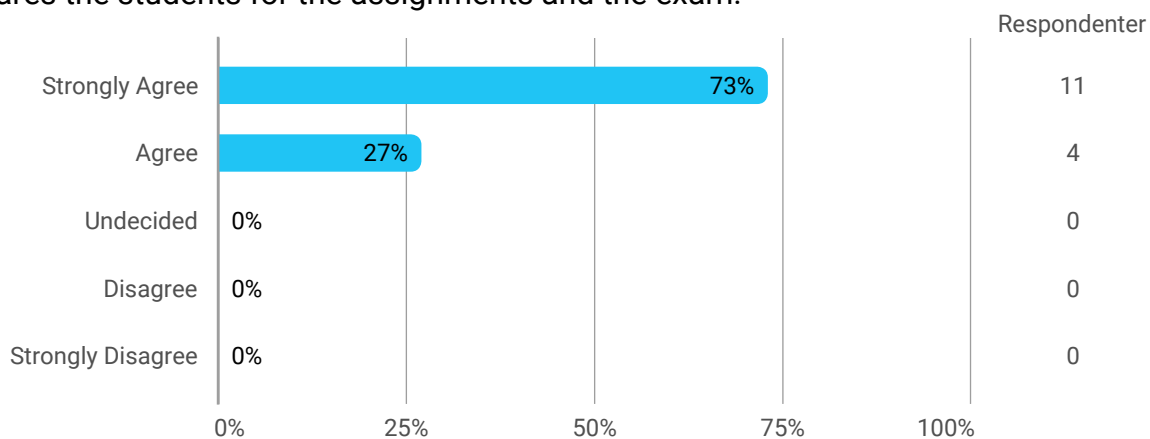
The lecturer awoke my interest in the subject.



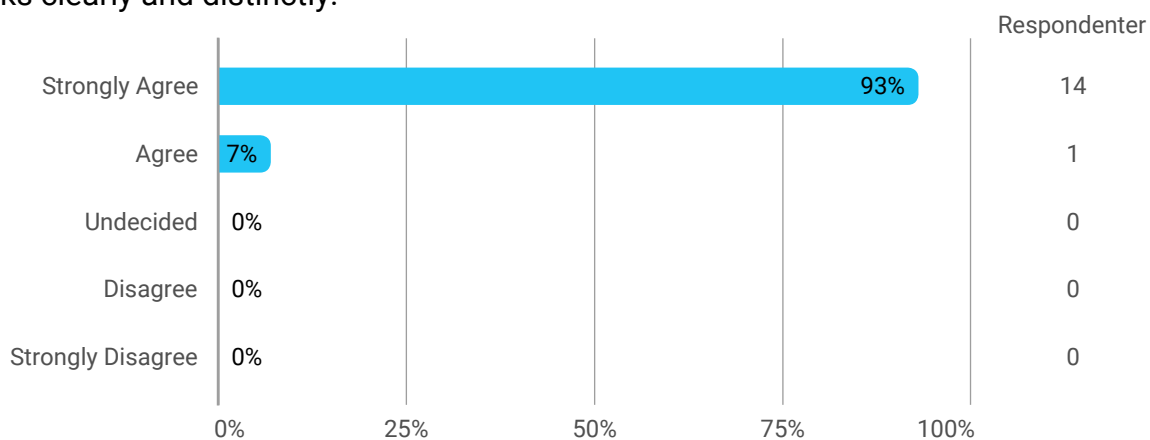
The lecturer presents the course content clearly and understandably.



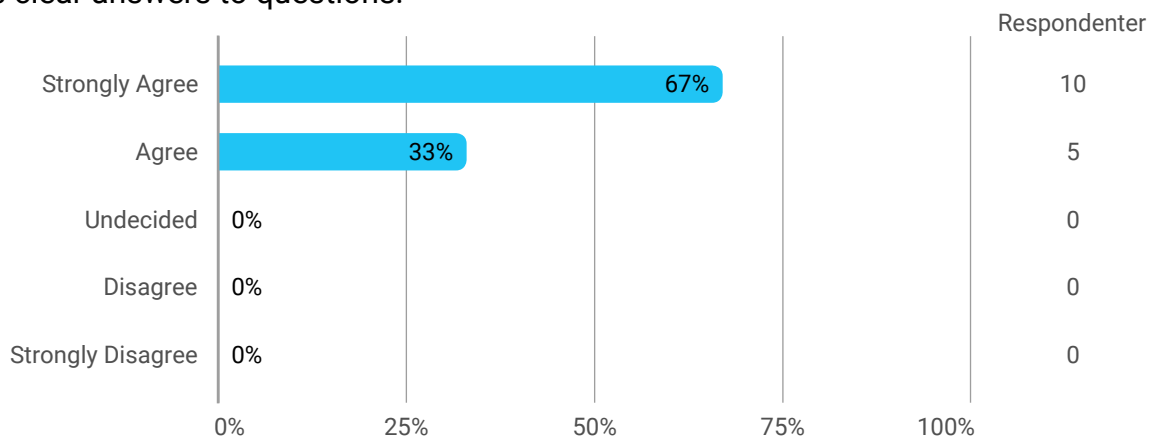
The lecturer prepares the students for the assignments and the exam.



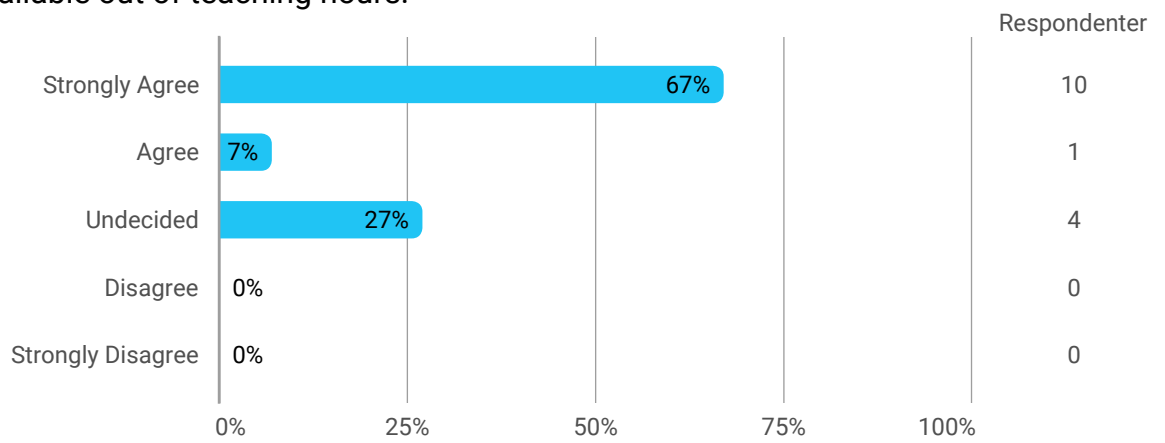
The lecturer speaks clearly and distinctly.



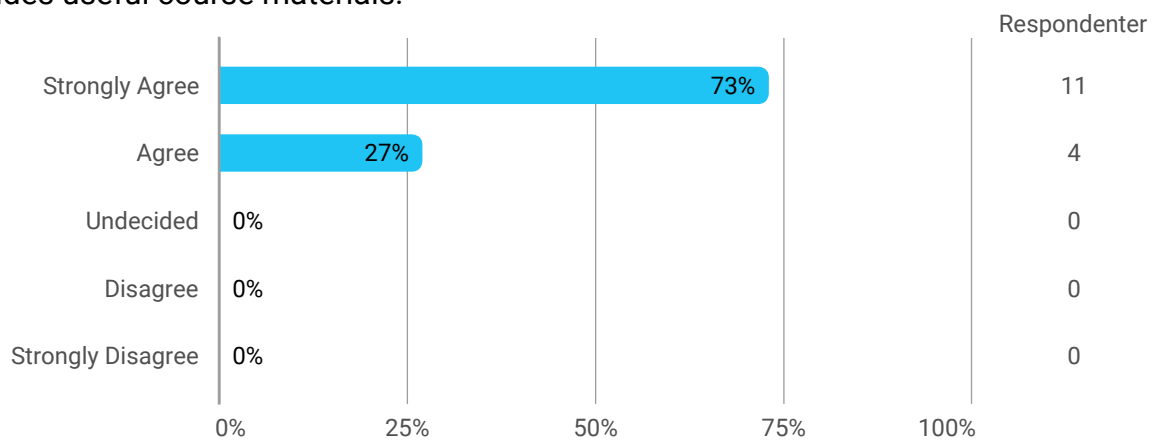
The lecturer gives clear answers to questions.



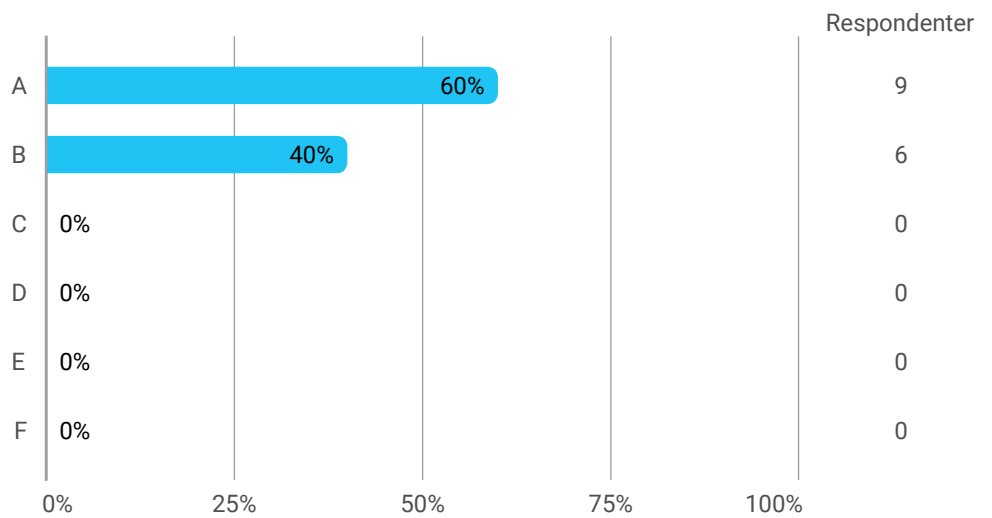
The lecturer is available out of teaching hours.



The lecturer provides useful course materials.



Overall grade for this course



Aspects I liked about the course

- Good and interesting professor, gives good information and publishes lecture slides on mittuub for when you can't attend lectures
- - Seong var veldig motivert og engasjert for dette kurset
- Er opptatt av at vi skal lykkes
- Very satisfied with this course! The lecturer provided us with information that made a good fundament for me to participate in the task run through every monday. He managed to explain difficult concepts in an understandable way, and made sure to pause and ask if everyone was following a long. He created a good learning environment!
- The lecturer
- It helped me look at statistics more seriously and don't take studies at face value. Overall it was pretty good and educational.
- I liked that we had the option to try the methods we learned in the classroom on relevant tasks. We had a lot of feedback, and got clear answers when we got stuck or confused. The teacher made the course more engaging this way, and it turned out to be my favourite course this semester.
- We did things other than just listen on the lecture speaking.
- Amazing lecturer
- .
- The practical approach of using R a lot in class makes me understand the course material better and also remember it more clearly.
- It's short and sweet. Not overly technical, but focuses more on practical work and simple programming, which is really useful for future work. I wish I'd be able to attend more often.
- Teacher tries more than I usually see to get answers from students, even in the lectures.
- Seong
- The theoretical nature of the course as well as its practical applications
- I liked how open and fun the lectures were.

Also the lecturer seemed to really enjoy this subject and it was very fun to attend.

Some lecturers are boring, some are exciting and some are a mix. This lecturer was very fun and exciting, and since it was clear the lecturer enjoyed the topics, I also enjoyed them far more than I ever expected.

Also I liked how the lecturer encourages discussion and how he made people answer questions by random. Also it was very nice and he made sure to not put people on the spot if they did not want to answer.

By far my greatest experience of a lecturer.

Aspects that need improvement, and further suggestions

- The book for the course, Statistics without tears isn't very helpful and is incredibly boring. You learn more information from the lectures and the compendium
- - Nothing special
- Not that I can think of.
- Nothing
- Nothing to convey here. It was a good course
- I'm not sure.
- Not really
- None
- I think everything was fine
- .
- It would be really nice if it wasn't scheduled at the same time as my other courses (language and linguistics courses).
- Teacher appears to have difficulties with MittUib and Inspira.
Teacher on two occasions published tasks that needed to be changed afterwards because they were rushed.

I remember a few tasks where we were expected to make mistakes because of things we weren't supposed to know yet, e.g. requirements for t-test.

This survey lacks a 30-60 minutes option for weekly amount of study.

- I don't really know
- Mandatory assignments
- Maybe more focus on tasks to do.

Say we have more assignments, so that we work more at home and receive feedbacks on these assignments.